

C - design

Increase in weight:
frame (without desktop): **+ 1,6 kg**
1 europalette = **45 pcs. = + 72 kg**

XXXXX-XXXX-**C1**XXX-XX



HANDSET OPTIONS



Handset HSM
Controlbox SMART basic1
with anticollision
standby < = 0,1 W

XXXXX-**C1**XX-XXXXX-XX



Handset HSU with dial of height
and 4 memory positions
Controlbox SMART basic1 with anticollision
standby < = 0,1 W

XXXXX-**C2**XX-XXXXX-XX



Handset TOUCHbasic-DN
Controlbox SMART basic1
with anticollision
standby < = 0,1 W


XXXXX-**C4**XX-XXXXX-XX



Handset TOUCHfx with dial of height
and 4 memory positions
Controlbox SMART basic1 with anticollision
standby < = 0,1 W

XXXXX-**C5**XX-XXXXX-XX

COLOURS




grey metallic
RAL 9006 / 60G

XXXXX-XXXX-XXXXX-**01**



white
RAL 9016 / 60G

XXXXX-XXXX-XXXXX-**03**



black
RAL 9005 / 60G

XXXXX-XXXX-XXXXX-**02**

HON *move*®

HEIGHT ADJUSTABLE FRAMES



SIMPLE 1
3 - SEGMENT

HON *move*®

Height adjustable frame

SIMPLE 1

3 - segment, 1 - motor

TECHNICAL SPECIFICATION:

Adjustable width W (without desktop): **1150 - 1750 mm**

Adjustable height H (without desktop): **580 - 1275 mm**

Depth D (without desktop): **675 mm**

Profile tube: **70x70 / 60x60 / 50x50 mm**

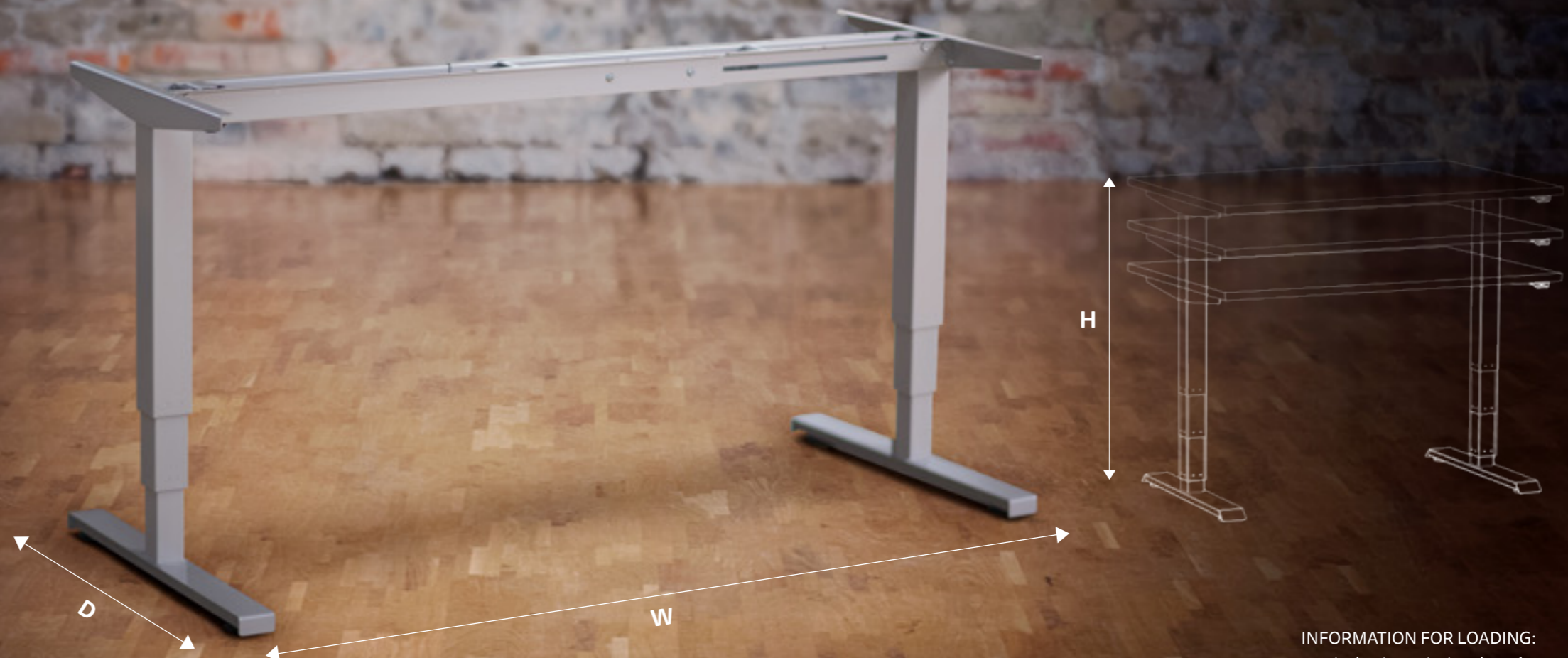
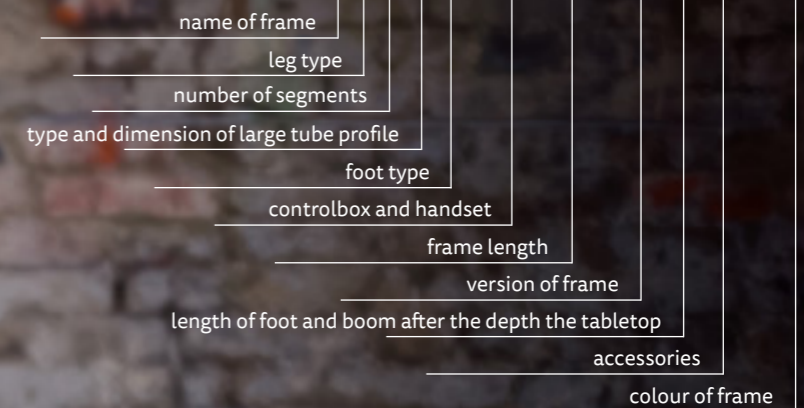
Maximum load capacity (desktop included): **80 kg**

Time load capacity: **10 %**, max. 2 min. / 18 min.

Lifting time: **30 mm / s**

Warranty: **3 years**

S13AX-CX01-00100-XX



INFORMATION FOR LOADING:
Weight (without desktop): **31 kg**
Package dimensions: **1195 x 265 x 115 mm**
1 europalette = **45 pcs.** = 1420 kg



Foot V1 XXXX1-XXXX-XXXXX-XX



Foot V4 XXXX4-XXXX-XXXXX-XX



Foot V5 XXXX5-XXXX-XXXXX-XX