


C - design

Increase in weight:
frame (without desktop): **+ 1,6 kg**
1 europalette = **45 pcs.** = **+ 72 kg**

XXXXX-XXXX-C1XXX-XX




COLOURS




grey metallic
RAL 9006 / 60G

XXXXX-XXXX-XXXXX-01



white
RAL 9016 / 60G

XXXXX-XXXX-XXXXX-03



black
RAL 9005 / 60G

XXXXX-XXXX-XXXXX-02

HON *move*®

HEIGHT ADJUSTABLE FRAMES



SIMPLE 1
2 - SEGMENT, CRANK

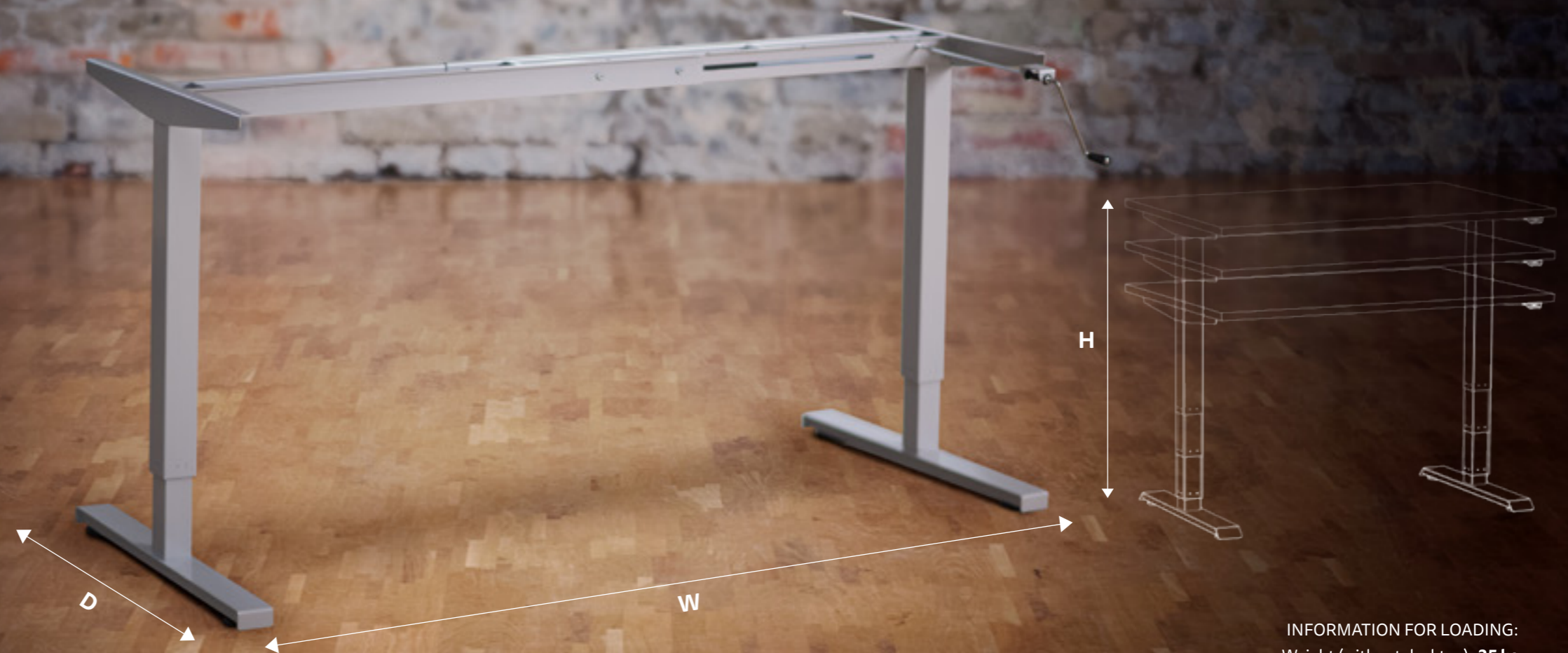
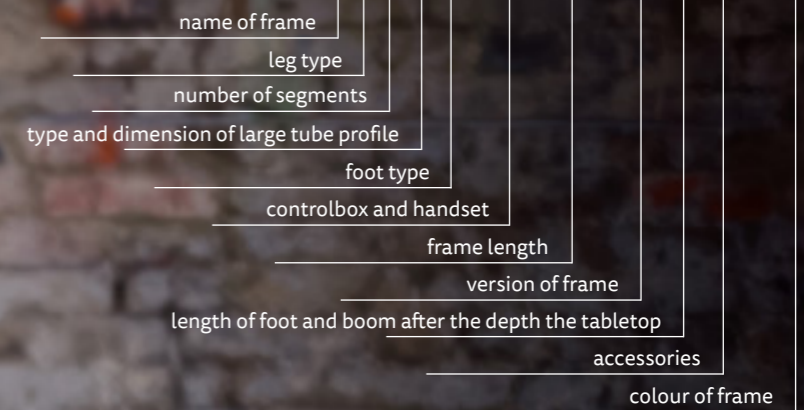
HON *move*®

Height adjustable frame
SIMPLE 1
 2 - segment, hand crank

TECHNICAL SPECIFICATION:

Adjustable width W (without desktop): **1150 - 1750 mm**
 Adjustable height H (without desktop): **690 - 1190 mm**
 Depth D (without desktop): **675 mm**
 Profile tube: **60 x 60 / 50 x 50 mm**
 Maximum load capacity (desktop included): **80 kg**
 Lifting time: **5 mm / 1 rev**
 Warranty: **3 years**

S12CX-K101-00100-XX



INFORMATION FOR LOADING:
 Weight (without desktop): **25 kg**
 Package dimensions: **1195 x 265 x 115 mm**
 1 europalette = **45 pcs. = 1150 kg**



Foot V1 XXXX1-XXXX-XXXXX-XX



Foot V4 XXXX4-XXXX-XXXXX-XX



Foot V5 XXXX5-XXXX-XXXXX-XX