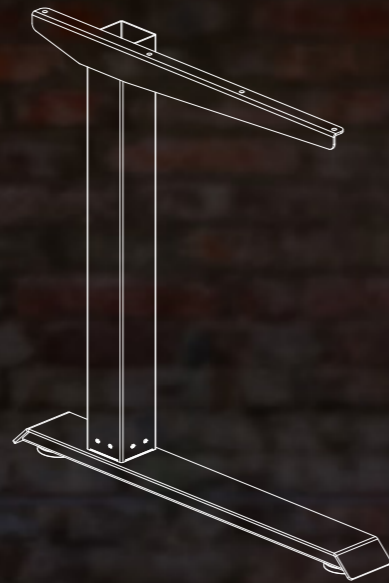



## C - design

Increase in weight:  
frame (without desktop): **+ 1,6 kg**  
1 europalette = **+ 62,4 kg**

XXXXX-XXXX-**C1**XXX-XX



### HANDSET OPTIONS



Handset HSM  
Controlbox SMART basic1  
with anticollision  
standby < = 0,1 W

XXXXX-**C1**XX-XXXXX-XX



Handset HSU with dial of height  
and 4 memory positions  
Controlbox SMART basic1 with anticollision  
standby < = 0,1 W

XXXXX-**C2**XX-XXXXX-XX



Handset TOUCHbasic-DN  
Controlbox SMART basic1  
with anticollision  
standby < = 0,1 W

XXXXX-**C4**XX-XXXXX-XX



Handset TOUCHfx with dial of height  
and 4 memory positions  
Controlbox SMART basic1 with anticollision  
standby < = 0,1 W


XXXXX-**C5**XX-XXXXX-XX

### COLOURS




grey metallic  
RAL 9006 / 60G

XXXXX-XXXX-XXXXX-**01**



white  
RAL 9016 / 60G

XXXXX-XXXX-XXXXX-**03**



black  
RAL 9005 / 60G

XXXXX-XXXX-XXXXX-**02**

# HON *move*®

HEIGHT ADJUSTABLE FRAMES



SIMPLE 2  
3 - SEGMENT



# HON *move*®

Height adjustable frame

## SIMPLE 2

3 - segment, 1 - motor

### TECHNICAL SPECIFICATION:

Adjustable width W (without desktop): **1150 - 1750 mm**

Adjustable height H (without desktop): **580 - 1275 mm**

Depth D (without desktop): **675 mm**

Profile tube: **80 x 80 / 70 x 70 / 60 x 60 mm**

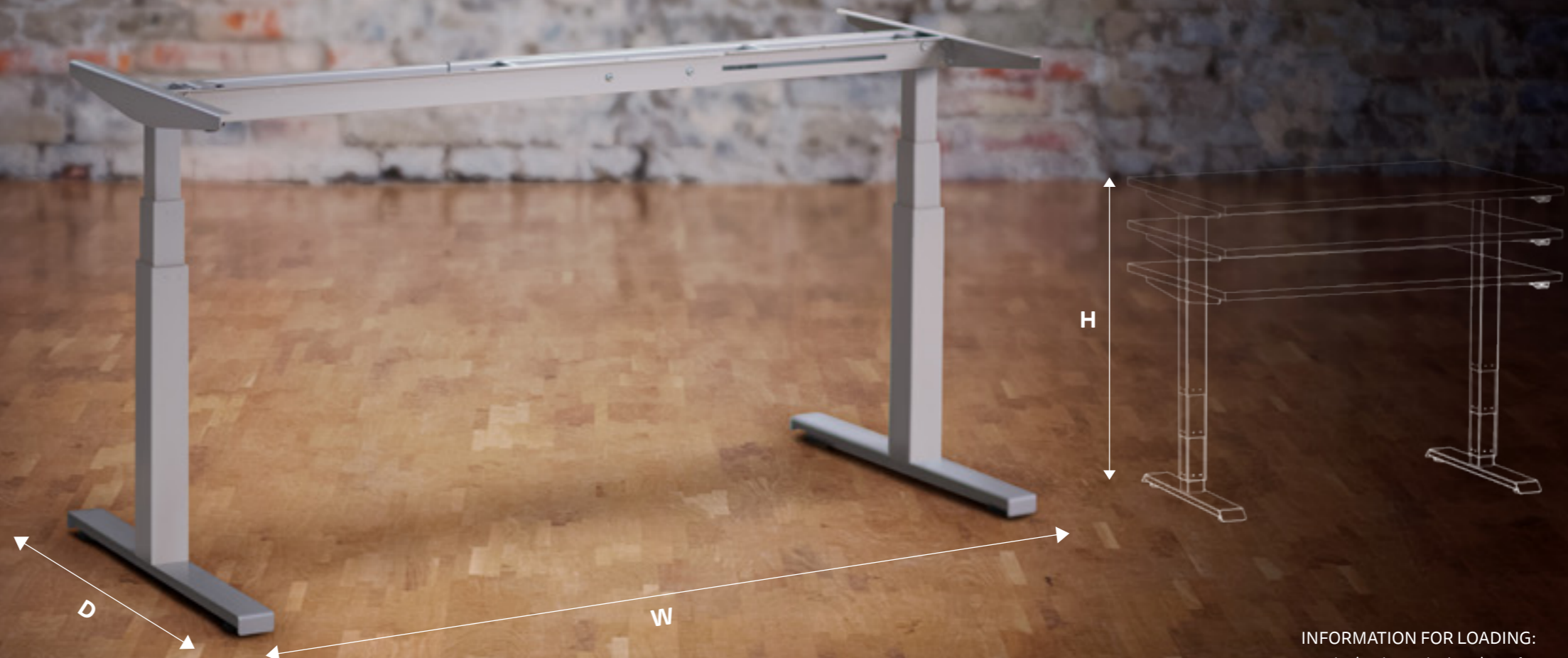
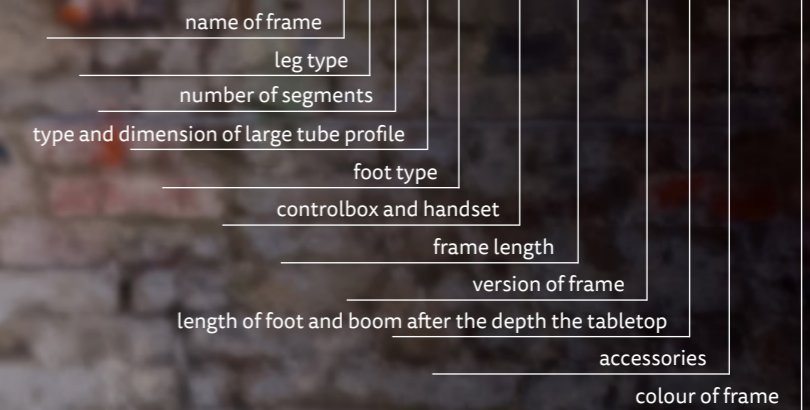
Maximum load capacity (desktop included): **80 kg**

Time load capacity: **10 %**, max. 2 min. / 18 min.


Lifting time: **30 mm / s**

Warranty: **3 years**

**S23BX-CX01-00100-XX**



INFORMATION FOR LOADING:  
Weight (without desktop): **34 kg**  
Package dimensions: **1195 x 265 x 115 mm**  
1 europalette = **39 pcs.** = **1350 kg**



Foot V1 XXXX1-XXXX-XXXXX-XX



Foot V4 XXXX4-XXXX-XXXXX-XX



Foot V5 XXXX5-XXXX-XXXXX-XX