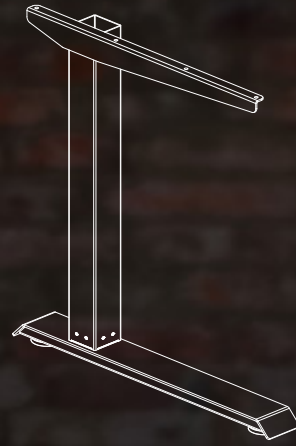



C - design

Increase in weight:
frame (without desktop): **+ 1,6 kg**
1 europalette = **45 pcs.** = **+ 72 kg**

XXXXX-XXXX-C1XXX-XX



HANDSET OPTIONS



Handset HSM
Controlbox SMART with anticollision
standby < = 0,1 W

XXXXX-E1XX-XXXXX-XX



Handset HSU with dial of height
and 4 memory positions
Controlbox SMART with anticollision
standby < = 0,1 W

XXXXX-E2XX-XXXXX-XX



Handset TOUCHbasic-DN
Controlbox SMART with anticollision
standby < = 0,1 W

XXXXX-E4XX-XXXXX-XX



Handset TOUCHfx with dial of height
and 4 memory positions
Controlbox SMART with anticollision
standby < = 0,1 W


XXXXX-E5XX-XXXXX-XX

COLOURS




grey metallic
RAL 9006 / 60G

XXXXX-XXXX-XXXXX-01



white
RAL 9016 / 60G

XXXXX-XXXX-XXXXX-03



black
RAL 9005 / 60G

XXXXX-XXXX-XXXXX-02

HON *move*®

HEIGHT ADJUSTABLE FRAMES



SIMPLEX 1
2 - SEGMENT

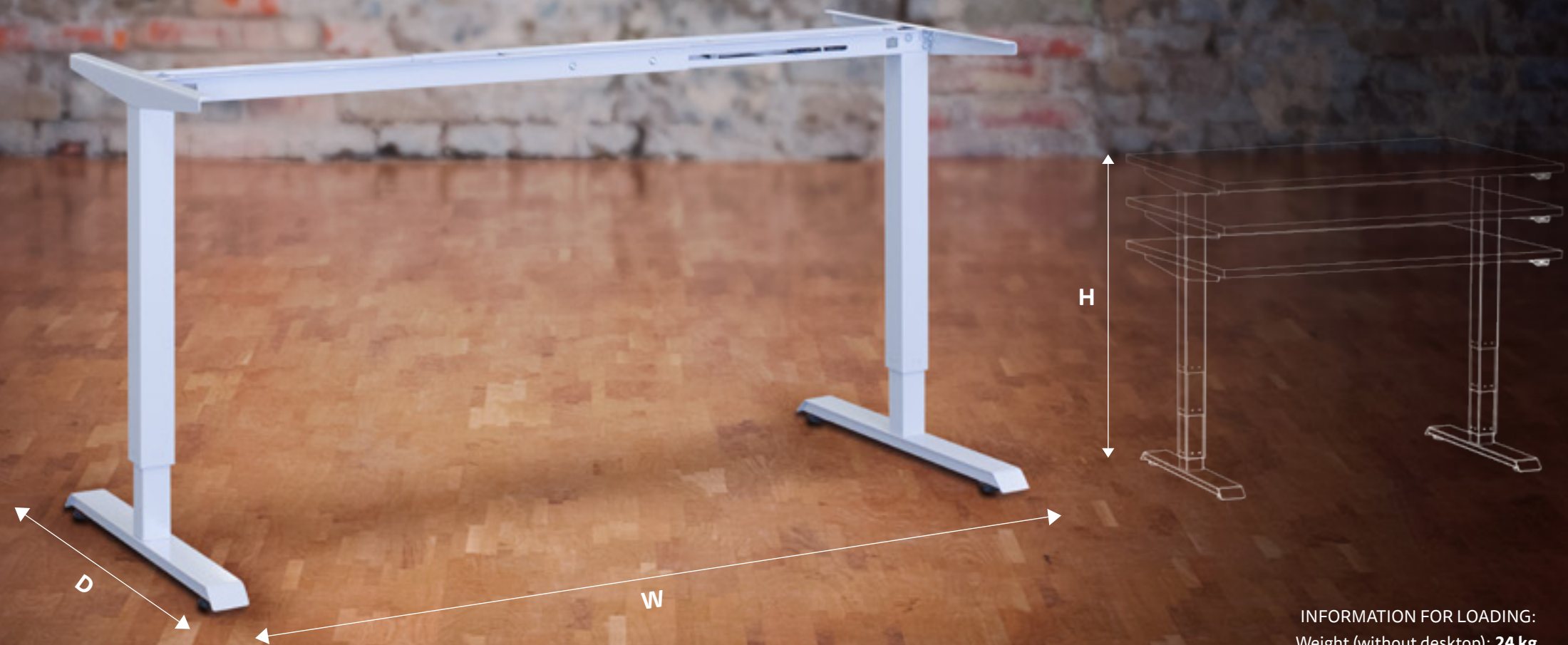
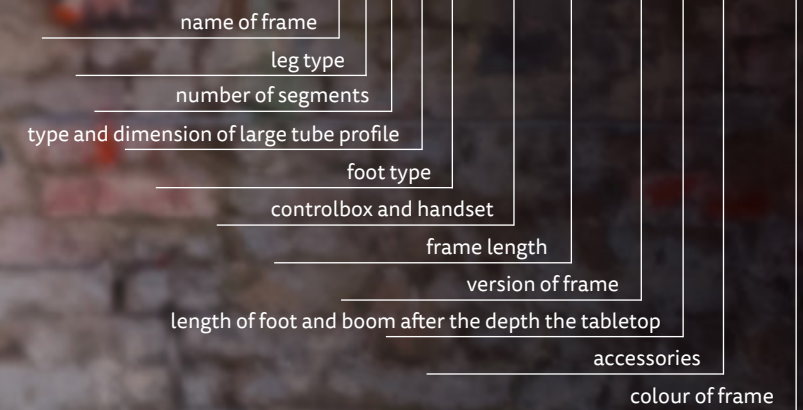
HON *move*®

Height adjustable frame
SIMPLEX
 2 - segment, multimotor


TECHNICAL SPECIFICATION:

Adjustable width W (without desktop): **1150 - 1750 mm**
 Adjustable height H (without desktop): **680 - 1180 mm**
 Depth D (without desktop): **675 mm**
 Profile tube: **60 x 60 / 50 x 50 mm**
 Maximum load capacity (desktop included): **80 kg**
 Time load capacity: **10 %, max. 2 min. / 18 min.**
 Lifting time: **35 mm / s**
 Warranty: **3 years**

S12CX-EX01-00102-XX



INFORMATION FOR LOADING:
 Weight (without desktop): **24 kg**
 Package dimensions: **1195 x 265 x 115 mm**
 1 europalette = **45 pcs. = 1105 kg**



Foot V1 XXXX1-XXXX-XXXXX-XX



Foot V4 XXXX4-XXXX-XXXXX-XX



Foot V5 XXXX5-XXXX-XXXXX-XX